




Connecting people with technology

UX Pro – Gen 2



Embrace business-wide collaboration  

Designed for hybrid meetings

UX Pro combines the power and security of an Intel OPS Windows 10 Pro PC, with a sleek design for one-touch UC and VC applications.

From the boardroom to the breakout area, the Clevertouch all-in-one Enterprise Ecosystem facilitates business-wide collaboration - empowering business leaders and staff to maximise their potential. Start a Video conference call with one click, Multi-host Zoom, Teams or any Video conference application at the same time.

Book your screen before a meeting and have videos or bespoke content play on your screen when it is not being used. Let Clevertouch transform your enterprise communications and workspaces into an integrated, seamless experience.

OPS i5 or i7 Intel PC

Array microphone

USB-C charging

Android/PC
Switch between Android and PC mode, or switch off the Android capabilities and just use the PC.

Security Matters
Advanced security and network options.



Stay Connected
Compatible with your preferred UC and VC applications

USB Camera
Works with any USB camera



Customise your home screen
When the screen powers on the home screen is completely customisable, so you can add your company branding, logos and news. You can choose the applications you see on launch, be it UC platforms such as Zoom or Teams, or collaborative workflow apps such as Trello or Miro. You can also sync with calendar apps so that the days meetings can be shown on screen.



Add any app or software
With an optional slot-in Windows 10 Pro Intel® Core™ i5/i7 PC, you can load your existing apps and software from your network, enabling you to collaborate securely across the globe, and access the same features as your colleagues, wherever they are based.



Networking and security
Our touchscreens are designed to integrate with your current system set up. With remote management tools, increased security and network options. Settings can be locked down to create completely secure connections.



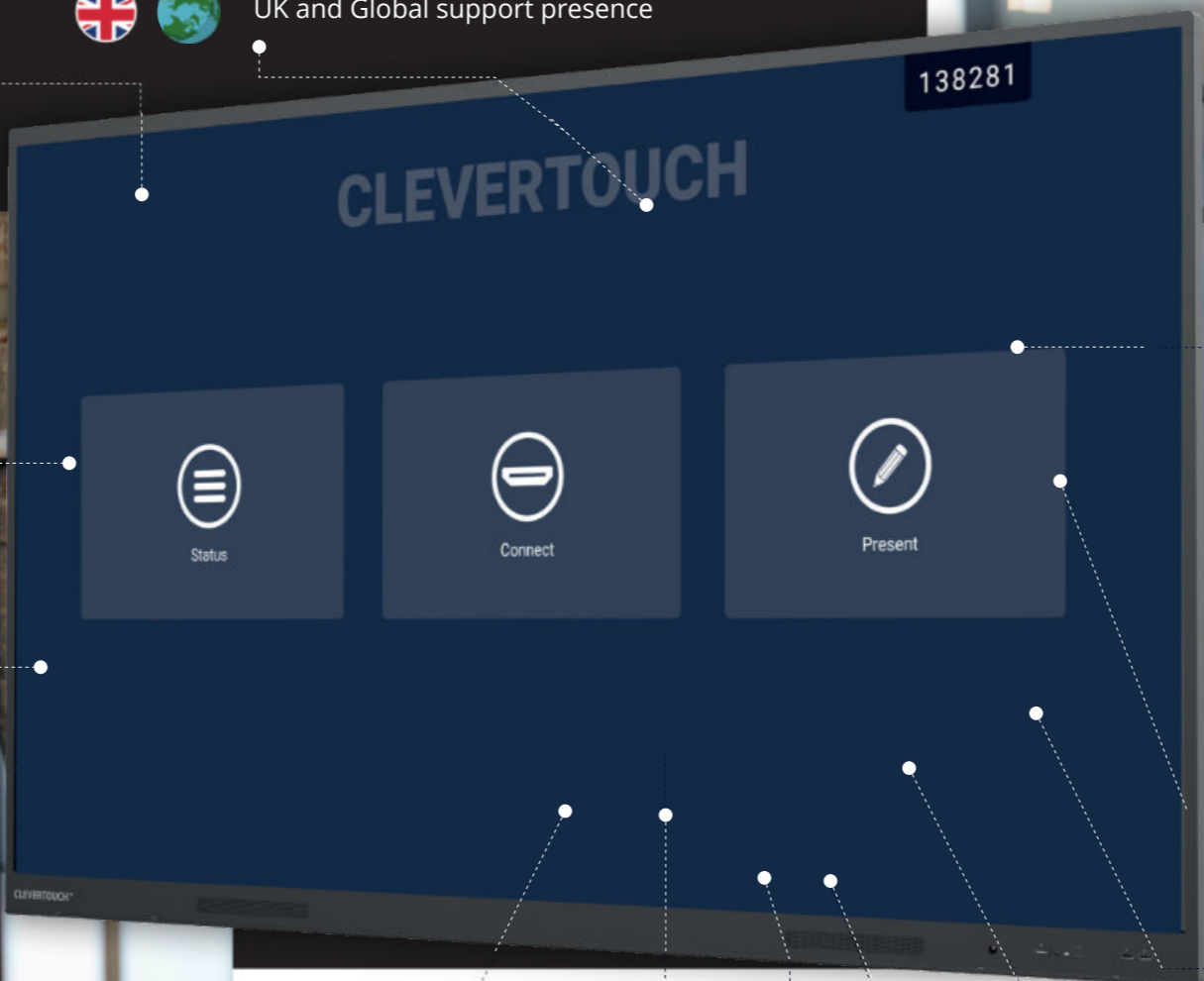
Screen mirroring
Any device can mirror content to the UX Pro Display. Whether meeting attendants come in with their phone, laptop or tablet, they can connect to UX Pro, without needing to plug in or download an app. Clevershare screen mirroring is compatible with Android, iOS, Windows and Chrome devices.




UK and Global support presence





5 year (re-install, de-install) warranty. At no additional cost to the end-user.



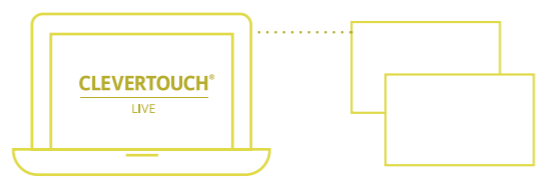
 Clevertouch onscreen touch technology is ours, not white labelled.

 Screens that can run with PC (Windows 10) as an operating system or Android, or even both when required.


 Easy Windows 10 environment that End users can manage using their existing MDM like Intune.




Screens that have in-built signage that can be activated at no additional cost and with no OPEX cost and managed remotely.



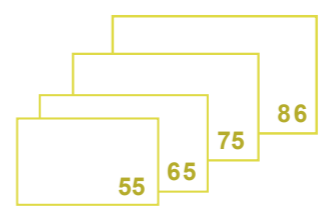
Link all your office displays; video walls, Non touch screens and touch screens together through ClevertouchLive, have them play the same or bespoke content.

 Free of charge screen recorder, perfect for practicing sessions outside of Teams or Zoom.

Sharing dongles and App are free of charge with UX Pro screens. The USB-C dongle is secure, not needing to go on a network or install anything on users devices. The dongle also has the benefit of working peer to peer.


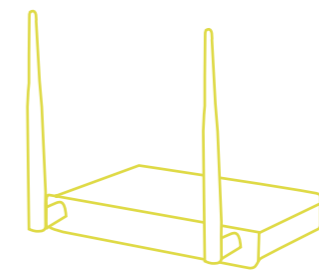
 Touch and Non-touch screens are agnostic so can easily work with external sharing devices.

UX Pro comes in four sizes. Each size has the same internal specification, so you can expect the same experience with any size screen.



Custom OPS (Optional Extra), with i5 8G RAM and i7 16G RAM as off the shelf PCs.

Users can build their own OPS where needed and just slot in, giving giving you the ultimate control over your display.



Clevertouch offers a whiteboard on PC that can be accessed ad hoc, no need to open up Teams or login to Microsoft whiteboard to access a whiteboard.

UX Pro – Gen 2 What's New ?



Upgraded 6 array microphone




Front-facing speakers and subwoofer for clearer, more powerful quality audio



Zero bonding - no air gap gives greater accuracy, improved performance and vibrant imagery



Front-mounted power button



Android 9 4K Chipset – 6GB RAM / 64GB ROM



Front-mounted latest-generation USB-C – allows switching between any device



Front-mounted USB-A port



Ambient light sensor

CleverCam

CleverCam is a 4K ultra-high definition ePTZ camera with a sleek, eye-catching design. CleverCam employs advanced ISP processing algorithms to provide vivid, vibrant images with uniform clarity, brightness, strong colour layering, high resolutions and fantastic colour rendition. With it's great functionality and superior performance, CleverCam is easy and convenient to install and maintain.



Key Features

Ultra HD 4k Resolution | ePTZ | Video output interface

1/2.8 inch high quality CMOS sensor. Resolution is up to 4k with frame rate up to 30fps (MJPG) or 30fps (H.264); compatible with 1080P and 720P; ePTZ and 10x digital Zoom; Video output interface USB 3.0

Multiple Installations | Easy to use

Standard equipped with mold clamp. Easy to install on any device, such as LCD screen, laptop, table and tripod; no need to download driver; USB 3.0 Plug and play.

Wide Field of View

83°/100° wide angle and small distortion lens options; Supports H.264, MJPG, YUY2, NV12 video compression, to made video play smoothly.

Built-in MIC

Built-in two omni-directional MIC pickups; with unique noise suppression algorithm.

Auto Framing

CleverCam uses a face-detection algorithm to automatically centre the camera frame to the person talking, whilst still ensuring that the other people in the room are in-view.

Technical Specification

View Angle	92°(D) / 80°(H) / 45°(V)	SNR	>55dB
Focal Length	f=3.24mm	USB	
Iris	F2.1	Video Compression	YUY2, NV12, MJPG, H.264, H.265
Image Sensor	1/2.8 Inch High Quality 4K CMOS Sensor	Operation Systems	Windows 7 (1080P or lower), Windows 8.1, Windows 10; macOS™, 10.10 or higher, Linux (UVC support); Android
Effective Pixels	8.28MP, 16:9	USB Audio	Support
Video Output	USB3.0(Type B), audio video outputs LAN: 10M/100M/1000M adaptive Ethernet port,audio output supported (The default model without LAN)	USB Protocol	UVC, UAC
Video Compression	USB 3.0:YUV2, NV12, MJPG, H.264, H.265 LAN:H.264, H.265	PTZ Control	EPTZ
Audio Input	2 Micro omnidirectional pickups	Hardware Requests	2.4 GHz Intel® Core 2 Duo Processor or better, 2GB Capacity or more, USB 2.0 Input (USB3.0 for 4K)
Video Resolution	Main Stream: 3840×2160 @30fps, 1920×1080P @30fps / 25fps, 1280×720P @30fps / 25fps Sub Stream:1280×720P @30fps / 25fps, 640×480P @30fps / 25fps 320×172P@30fps / 25fps	Other Parameters	
Digital Zoom	10X	Working Voltage and Current	USB power supply 5V POE power supply 48V USB power supply 1A (max) POE power supply 0.104A (max)
Illumination	0.1Lux (F1.8, AGC ON)	Power Consumption	5W (max)
DNR	2D&3D DNR	Stored Temperature	-10°C ~ +60°C
Super Low Illumination	On/Off	Stored Humidity	20% ~ 95%
Focus	Auto / Manual / One Push	Working Temperature	-10°C ~ +50°C
White Balance	Auto / Manual / One Push//3000K/3500K/4000K/4500K/5000K/5500K/6000K/6500K/7000K	Working Humidity	20% ~ 80%
Exposure	Auto / Manual	Dimension (W*H*D)	180mm × 42.5mm × 46.3mm
Backlight Contrast	On/Off	Weight	Around 0.3kg
		Accessory	User Manual, Warranty card, USB3.0 cable, IR Controller

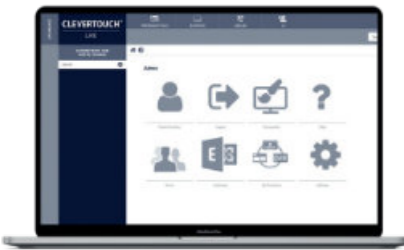


MIC
Built-in two omni-directional MIC pickups

Sensor
1/2.8 inch high quality CMOS sensor

Audio/Visual
Multiple Audio/Visual Compression Standard





ClevertouchLive App
 No set up fee,
 No subscription,
 No extra costs



Flexible Messaging Solutions

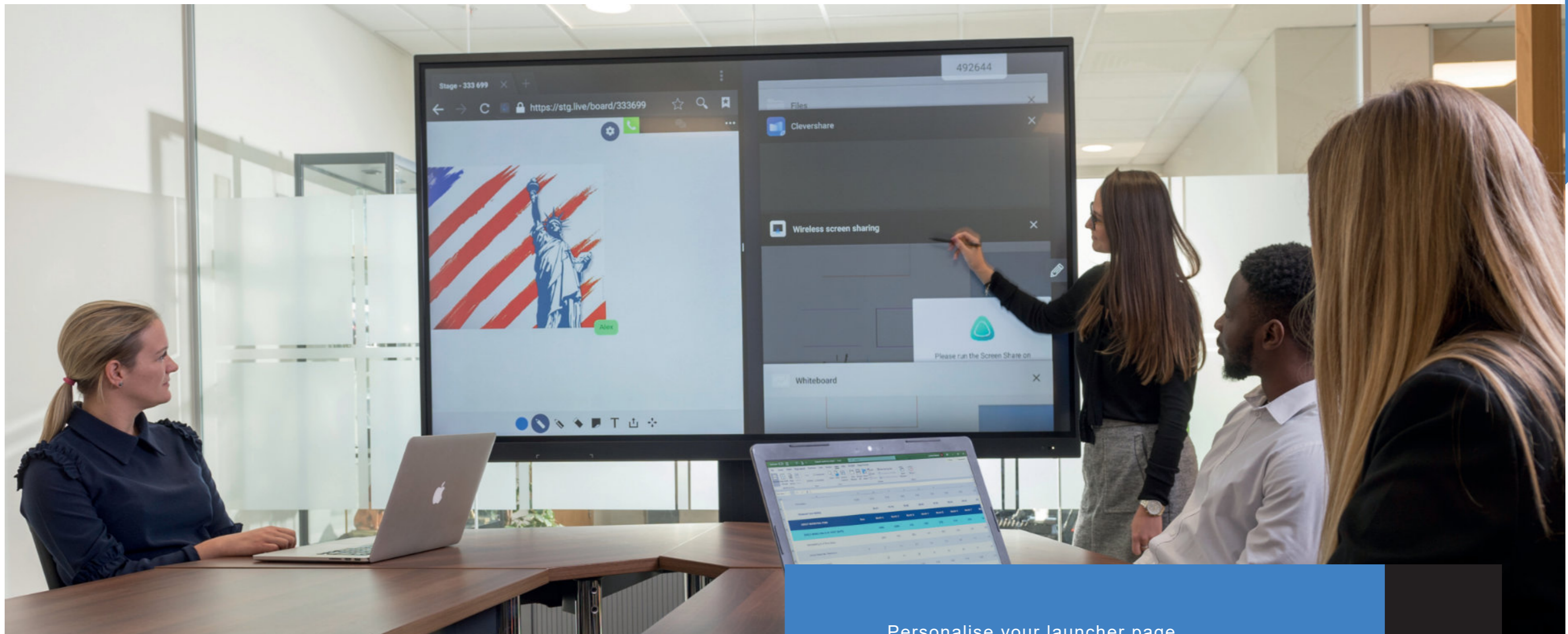
Exclusive to Clevertouch

ClevertouchLive App: Messaging

With ClevertouchLive App your UX Pro isn't just a screen for teaching or presenting, it's also a communications tool. Use it to broadcast messages, alerts and important information to staff and visitors.



- Daily news and activities
- Overviews of meeting room bookings
- Live video messages
- Emergency announcements and fire drills



Dynamic and integrated

ClevertouchLive: Home Screen

Customise your home screen so it's unique to your organisation. With the ClevertouchLive App, you can group screens so they are representative of your messaging and create user and group profiles.

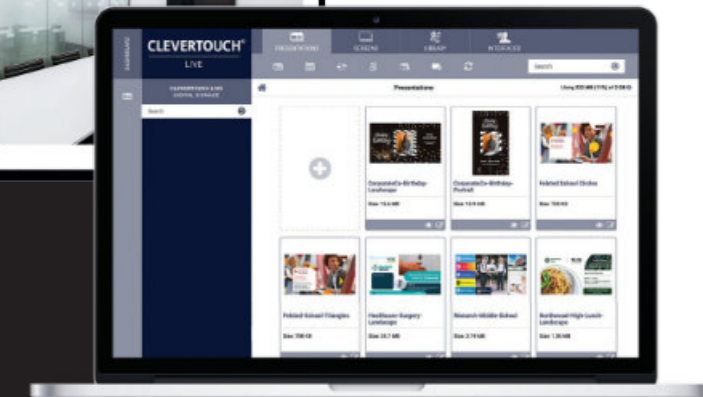
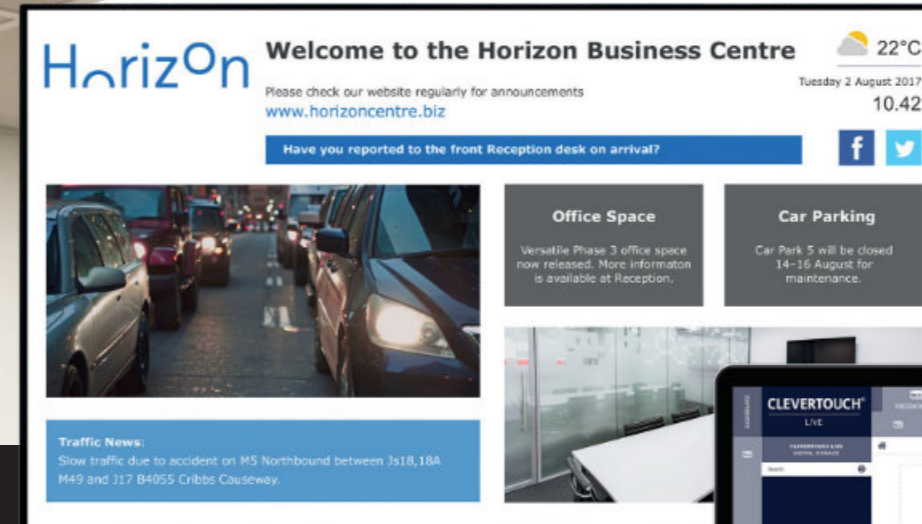
Personalise your launcher page

- Group by building, room, user type and more - it's totally flexible
- Add your own apps via apk file or choose from our range of included apps
- Lockdown settings so users have to stay within your guidelines
- Add your logo, colours and background images
- Custom clocks

It's simple!

- 1 Go to ClevertouchLive
- 2 Sync your UX Pro screen
- 3 Choose your UI layout





Dynamic and integrated

ClevertouchLive

ClevertouchLive is the Content Management System Platform (CMSP) for all Clevertouch Technologies innovations.

Create user or group profiles

Log into any connected screen in your district and get your apps, home screen, settings and more.

Personalise your launcher page

- Display digital signage messaging when it's not in use.
- Add apps from the Cleverstore or upload your own apk files – send to all your interactive displays without needing to manually install them on individual screens.
- Send alerts and announcements to your audience.
- Weather warnings, stranger alerts, fire alarms.
- Call staff/students to other locations.

Clevershare

Collaborate with ease - connect up to 50 devices, including phones, tablets and laptops. Screen mirror with images, video and audio.

With touch-back for two-way control, the presenter has full control over what is shared and can show 6 screens simultaneously, increasing collaboration and participation within every session.



Share content with any device

Up to 50 devices can connect with the Clevertouch screen and share content – images, video, and audio. Now with touch-back for two-way control.

The presenter has full control over what is shared and can show up to 6 device screens simultaneously, increasing collaboration and participation within every session.

Mastering Mode

This optional mode will allow you to manually accept or reject from the Clevertouch screen when someone attempts to connect via Clevershare.

Chromecast and Airplay

There is an optional button you can swipe in the settings that will allow you to natively connect your device this way.

Clevershare App

Any device can download the Clevershare App and connect instantly by typing in the code on the Clevertouch screen. Clevershare App is free to download and compatible with Android, Windows, iOS, and Chrome devices.

Clevershare Dongle (optional extra)

Use the USB-C Clevershare dongle to share content. No need to download any app or driver, so ideal for companies that do not allow downloads to devices.

How to connect

You can connect via the Clevershare App if your device is on the same Network as the Clevertouch. Use Advanced Mode for additional encryption and dual sub-networks. There is a Hotspot option if you are unable to use the network.



Optional Extra



Clevershare Dongle

- USB-C connection
- Compatible with UX Pro
- Works in conjunction with the Clevershare App

Clevershare App

- Works on any device
- Free to download
- Compatible with Android, Windows, iOS & Chrome Devices

With AirServer you can mirror content from your personal device to the Clevertouch panel without needing to download an app.

Key Features

AirPlay

Used by macOS, iOS and iPadOS devices.

AirServer has support for AirPlay mirroring, media as well as audio-only streams.

Bluetooth discovery.

Support for PIN, password, and on-screen prompt for incoming connections.



Google Cast

Used by Android and Chrome OS devices and is included in Chrome and Edge browsers.

AirServer has support for both Google Cast mirroring and media (casting from apps).

Casting from apps is also available from iOS and iPadOS. DRM protected content is supported if the host device has DRM support.

Google Cast has no PIN support, but AirServer has a prompt option to accept connections.



Miracast

Used by Windows 10 devices as well as some Android devices (Samsung, LG, Huawei and more).

AirServer has support for UIBC (touchback) and hardware cursor that transmits the mouse cursor separately to reduce perceived latency.

Support for PIN code and on-screen prompt for incoming connections.



Whiteboarding made easy with a huge selection of pen & art tools to choose from

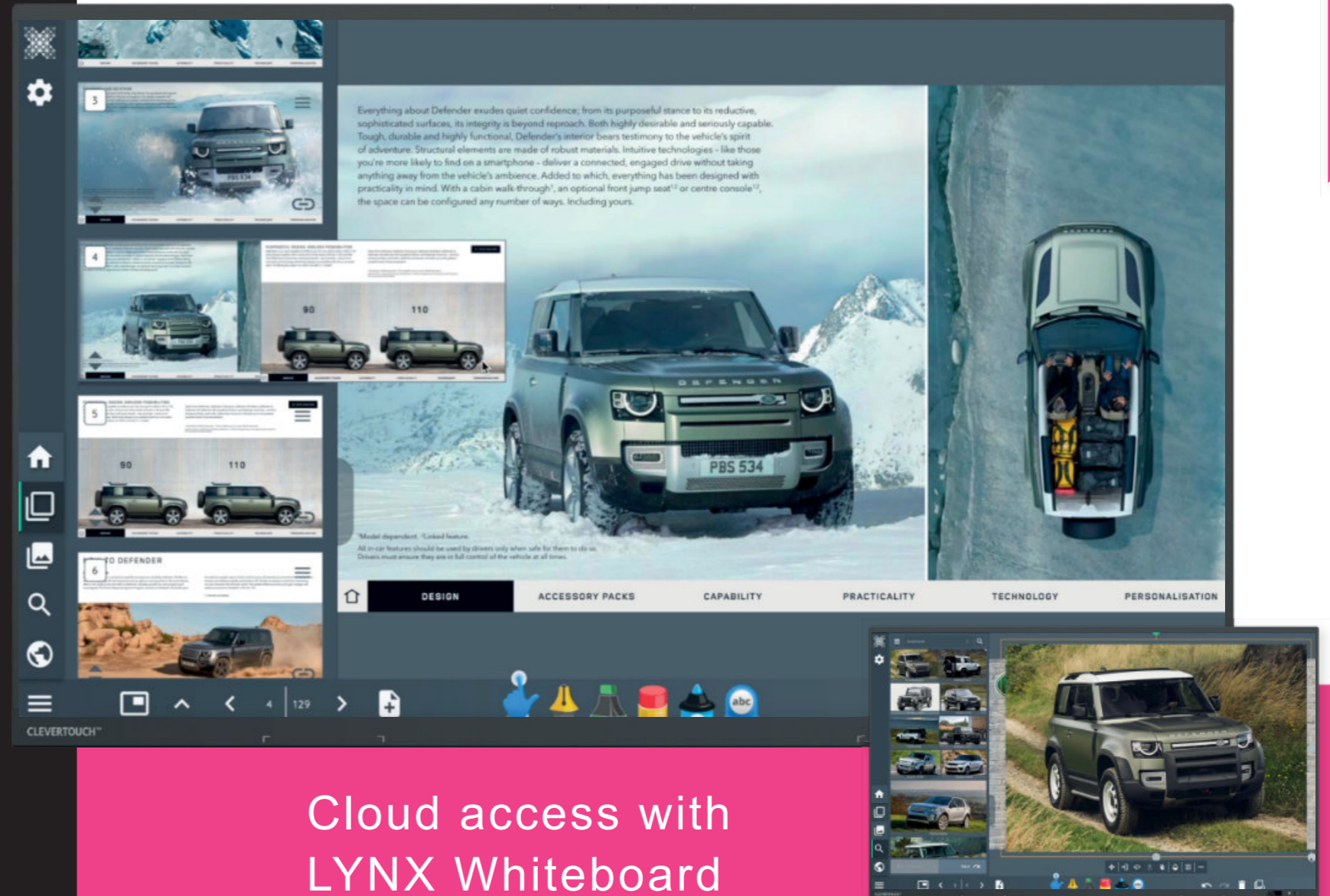
LYNX Whiteboard

Change the way you present. With LYNX Whiteboard, the possibilities are endless. More than just a whiteboard app, LYNX Whiteboard has been designed for touchscreens and has an extremely relatable user interface.

It's much simpler to create touch-based presentations in LYNX Whiteboard, but you can still import files from apps such as PowerPoint or PDFs if you need to use older resources that you've created.

You can import any type of media into your presentation and it will play within the presentation – you won't need to go to a new window to view webpages, videos or images.

You can even split your screen so that your web browser is viewable alongside your presentation.



Cloud access with LYNX Whiteboard

Access the cloud & Log in from anywhere

LYNX Whiteboard is available to use ad-hock without login, for impromptu whiteboard + the option of logging in to access Cloud drives.

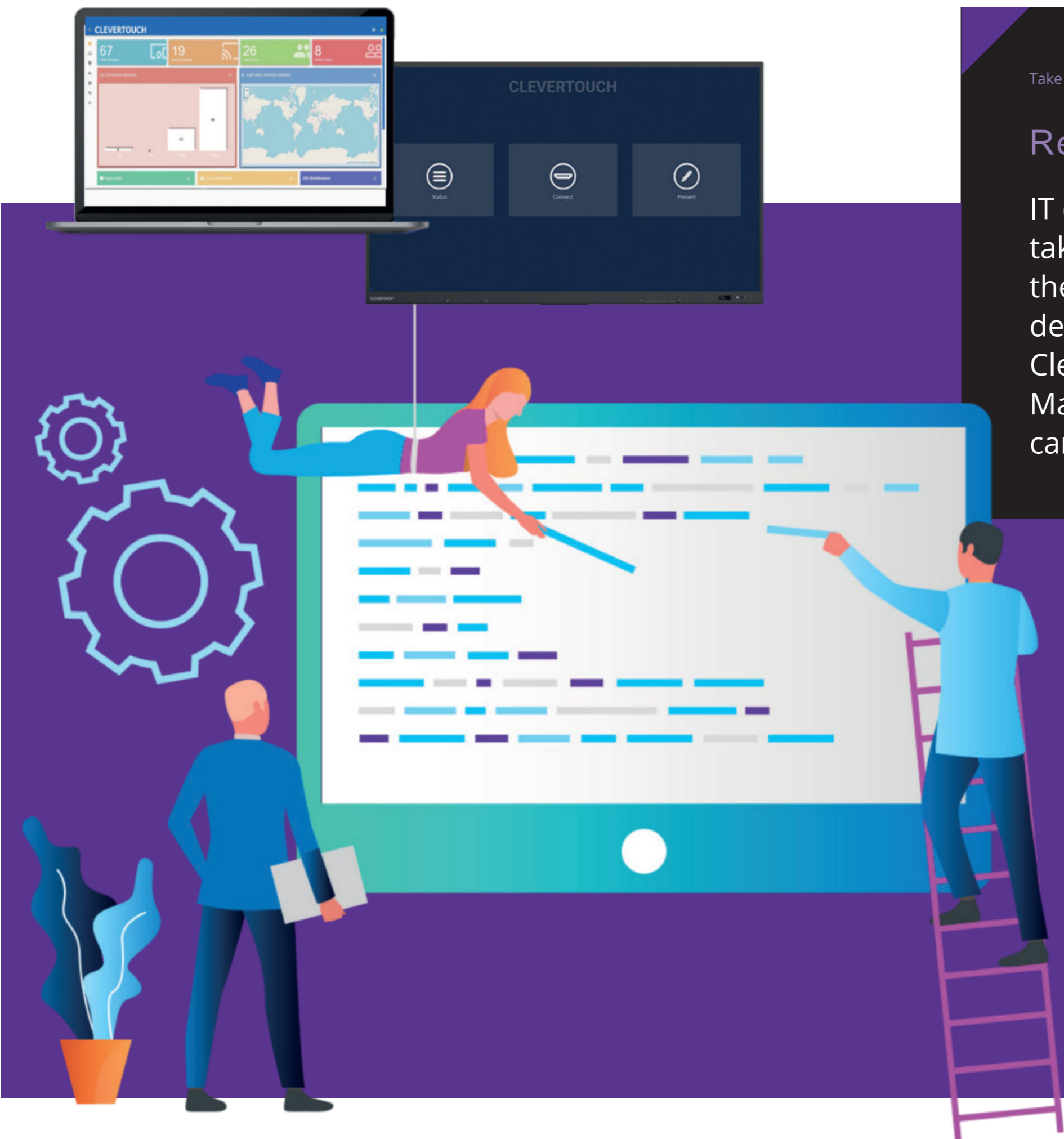
Download & Upload

Alternatively log into any Clevertouch and download your LYNX files.

Sync with other cloud-based drives

Get content from Dropbox, OneDrive, LYNX Cloud, or Google Drive and input it directly into your lessons.





Take Control

Remote Management

IT departments & administrators can take control, without needing to leave their office. Control multiple Clevertouch devices by linking your entire fleet of Clevertouch screens to your Remote Management MDM account, so that you can control them from anywhere.

Update or remove apps

With the functionality to add .apk files to some or all of your Clevertouch displays, your organisation can always have the latest apps available to use.

Over-The-Air updates

Our OTA updates are just one click away to get the latest firmware on your screen. We will never charge you for firmware updates.


View status information

IT managers can troubleshoot without needing to leave their office. Look up individual Clevertouch screens, view the display in realtime, edit settings, or restart devices remotely.

Group and tag

If you have a group of screens being used by a certain department, you can deploy the same apps and settings, so that there is a standardised experience for everyone in that department.





Stage Lite

Stage Lite is a hassle-free unified communications solution designed for both on-site and distributed teams. Its clean interface and intuitive functionalities constitute a tool that makes collaboration easy and work more efficient.

Clevertouch have partnered with NUIEQ to bring you a special version of STAGE.

NUIEQ
STAGE Lite

Collaborative Whiteboard for hybrid working and learning

Work together in real-time to annotate documents and create whiteboards.

Chat

There's an inbuilt text-chat feature.

Import Lessons

You can import lessons from Snowflake and work on them together

Browser Based

Anyone can join, as long as they have the meeting code - there's no need to download any software

No Download Required!

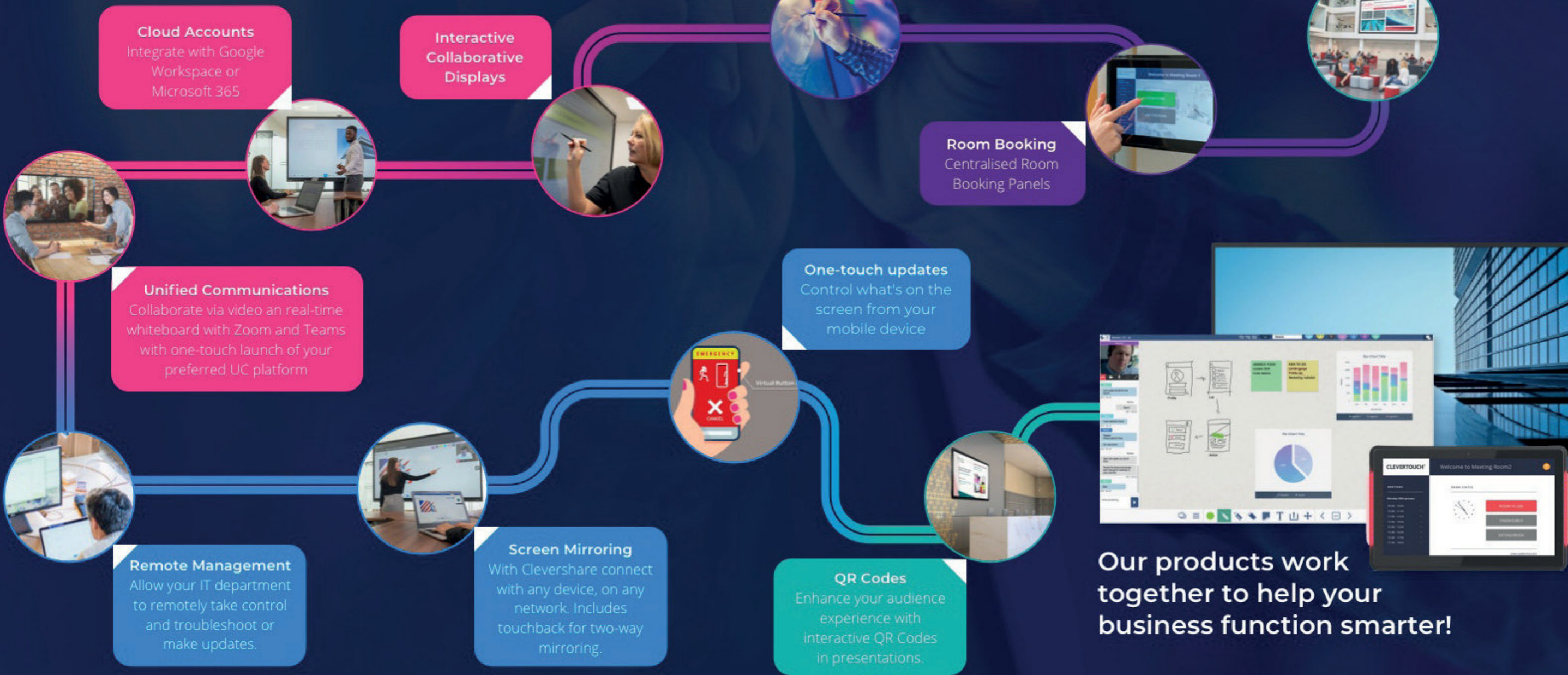
Get started today in 3 simple steps:

- 1 Visit [Stg.Live](#)
- 2 Enter your code
- 3 Start Collaborating

Digital Ecosystem

A unique digital solution for every space which redefines the way to distribute information and collaborate using technology.

DIGITAL ECOSYSTEM



Reception Foyer Digital Signage
Engagement Messaging

Way-finding
Directional Screen Branding

Commercial Displays
Inform / Educate / Promote

Infinity Whiteboard
Create documents anywhere, with LYNX Whiteboard

Room Booking
Centralised Room Booking Panels

One-touch updates
Control what's on the screen from your mobile device

QR Codes
Enhance your audience experience with interactive QR Codes in presentations.

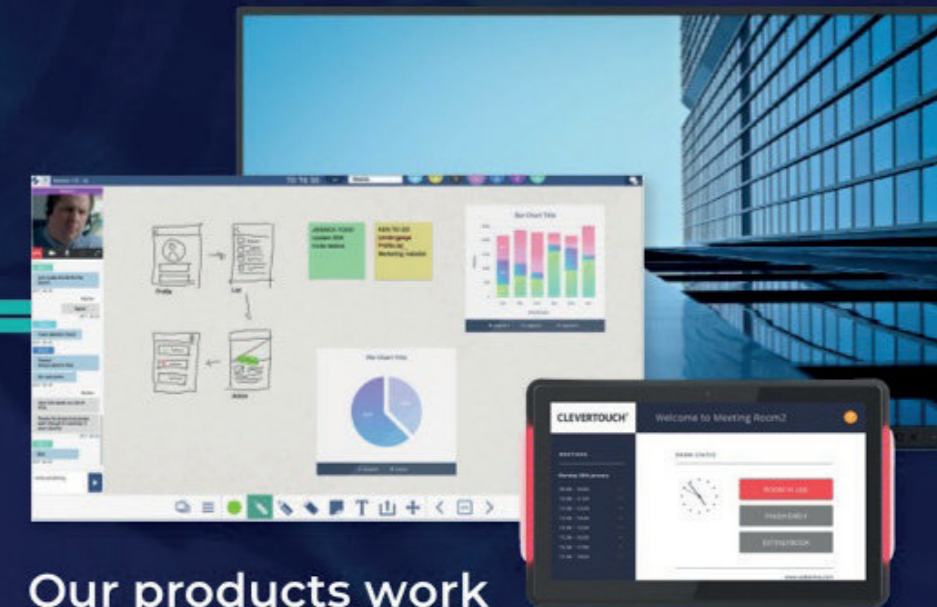
Screen Mirroring
With Clevershare connect with any device, on any network. Includes touchback for two-way mirroring.

Remote Management
Allow your IT department to remotely take control and troubleshoot or make updates.

Unified Communications
Collaborate via video an real-time whiteboard with Zoom and Teams with one-touch launch of your preferred UC platform

Interactive Collaborative Displays

Cloud Accounts
Integrate with Google Workspace or Microsoft 365



Our products work together to help your business function smarter!



Their Words, Not Ours

"The key to having a great service provider is that you become part of each other's business family. The collaboration should be mutual. Marlin have totally achieved this – they are approachable, helpful and provide the right solutions."

Group Projects Manager, Time Finance



VOICE



VIDEO



CONNECTIVITY



SECURITY



MOBILE

Get In Touch

For more information and to book a free discovery call with one of our experts, contact us.